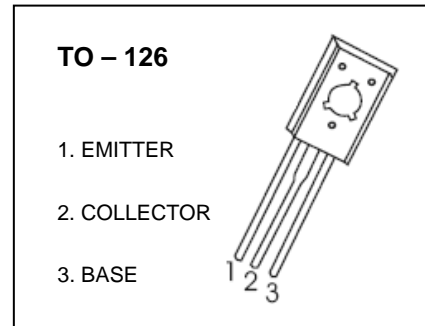


## TO-126 Plastic-Encapsulate Transistors

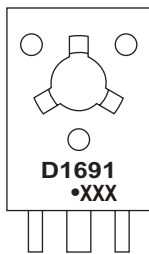
### KSD1691 TRANSISTOR (NPN)

#### FEATURES

- Low Collector-Emitter Saturation Voltage & Large Collector Current
- High Power Dissipation:  $P_C = 1.3W$  ( $T_a=25^\circ C$ )

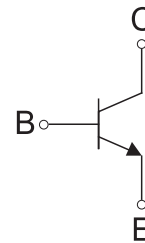


#### MARKING



D1691=Device code  
Solid dot= Green molding compound device, if none, the normal device  
XXX=Code

#### Equivalent Circuit



#### ORDERING INFORMATION

Part Number	Package	Packing Method	Pack Quantity
KSD1691	TO-126	Bulk	200pcs/Bag
KSD1691-TU	TO-126	Tube	60pcs/Tube

#### MAXIMUM RATINGS ( $T_a=25^\circ C$ unless otherwise noted)

Symbol	Parameter	Value	Unit
$V_{CBO}$	Collector-Base Voltage	60	V
$V_{CEO}$	Collector-Emitter Voltage	60	V
$V_{EBO}$	Emitter-Base Voltage	7	V
$I_C$	Collector Current (DC)	5	A
$P_C$	Collector Power Dissipation ( $T_a = 25^\circ C$ )	1.3	W
	Collector Power Dissipation ( $T_c = 25^\circ C$ )	20	W
$T_J$	Junction Temperature	150	$^\circ C$
$T_{stg}$	Storage Temperature	-55-150	$^\circ C$

## ELECTRICAL CHARACTERISTICS

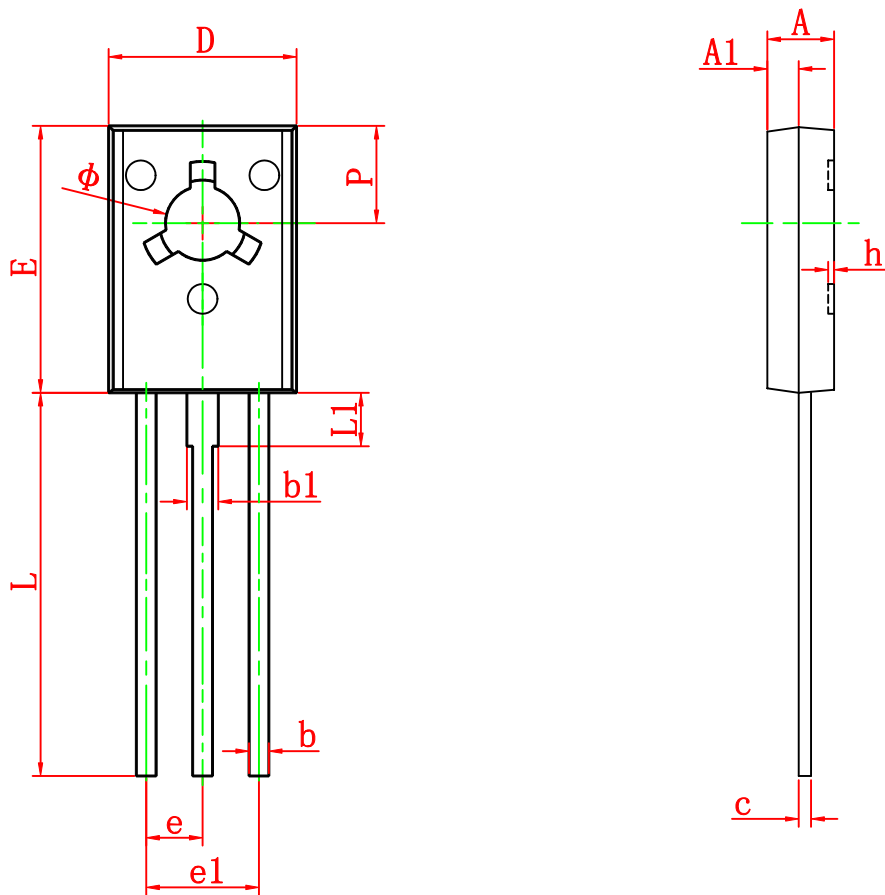
$T_a=25^\circ\text{C}$  unless otherwise specified

Parameter	Symbol	Test conditions	Min	Typ	Max	Unit
Collector-base breakdown voltage	$V_{(BR)CBO}$	$I_C=100\mu\text{A}, I_E=0$	60			V
Collector-emitter breakdown voltage	$V_{(BR)CEO}$	$I_C=1\text{mA}, I_B=0$	60			V
Emitter-base breakdown voltage	$V_{(BR)EBO}$	$I_E=100\mu\text{A}, I_C=0$	7			V
Collector cut-off current	$I_{CBO}$	$V_{CB}=50\text{V}, I_E=0$			10	$\mu\text{A}$
Emitter cut-off current	$I_{EBO}$	$V_{EB}=7\text{V}, I_C=0$			10	$\mu\text{A}$
DC current gain	$h_{FE(1)}$	$V_{CE}=1\text{V}, I_C=2\text{A}$	100		400	
	$h_{FE(2)}$	$V_{CE}=1\text{V}, I_C=0.1\text{A}$	60			
	$h_{FE(3)}$	$V_{CE}=1\text{V}, I_C=5\text{A}$	50			
Collector-emitter saturation voltage	$V_{CE(sat)}$	$I_C=2\text{A}, I_B=0.2\text{A}$			0.3	V
Base-emitter saturation voltage	$V_{BE(sat)}$	$I_C=2\text{A}, I_B=0.2\text{A}$			1.2	V
Turn ON Time	$t_{on}$	$V_{CC} = 10\text{V}, I_C = 2\text{A},$ $I_{B1}=-I_{B2}=0.2\text{A}, R_L=5\Omega$			1	$\mu\text{S}$
Storage Time	$t_{stg}$				2.5	$\mu\text{S}$
Fall Time	$t_f$				1	$\mu\text{S}$

### CLASSIFICATION OF $h_{FE(1)}$

Rank	O	Y	G
Range	100-200	160-320	200-400

# TO-126 Package Outline Dimensions



Symbol	Dimensions In Millimeters		Dimensions In Inches	
	Min	Max	Min	Max
A	2.500	2.900	0.098	0.114
A1	1.100	1.500	0.043	0.059
b	0.660	0.860	0.026	0.034
b1	1.170	1.370	0.046	0.054
c	0.450	0.600	0.018	0.024
D	7.400	7.800	0.291	0.307
E	10.600	11.000	0.417	0.433
e	2.290 TYP		0.090 TYP	
e1	4.480	4.680	0.176	0.184
h	0.000	0.300	0.000	0.012
L	15.300	15.700	0.602	0.618
L1	2.100	2.300	0.083	0.091
P	3.900	4.100	0.154	0.161
$\phi$	3.000	3.200	0.118	0.126