

TO-92 Plastic-Encapsulate Transistors

BC337/BC338 TRANSISTOR (NPN)

FEATURES

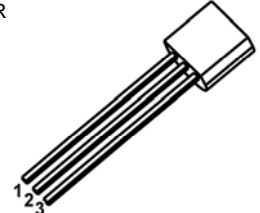
- Power dissipation

MAXIMUM RATINGS (T_a=25°C unless otherwise noted)

Symbol	Parameter	Value	Unit
V _{CBO}	Collector-Base Voltage	BC337 50	V
		BC338 30	
V _{CEO}	Collector-Emitter Voltage	BC337 45	V
		BC338 25	
V _{EBO}	Emitter-Base Voltage	5	V
I _C	Collector Current -Continuous	800	mA
P _D	Total Device Dissipation	625	mW
T _j	Junction Temperature	150	°C
T _{stg}	Storage Temperature	-55-150	°C

TO-92

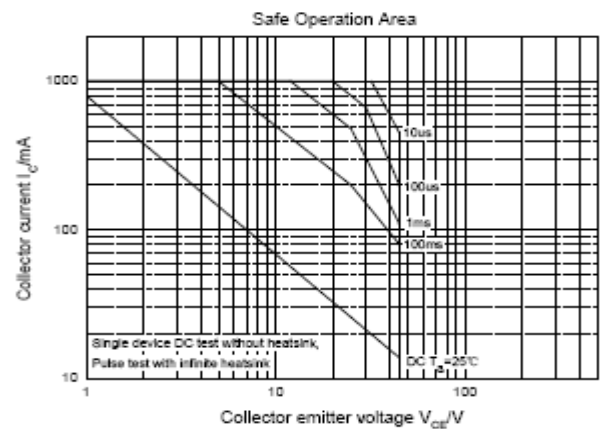
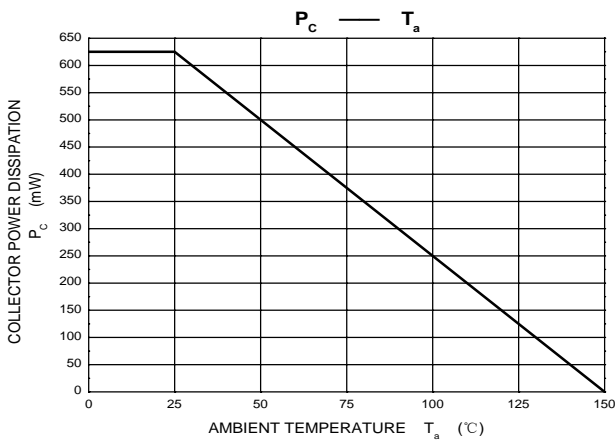
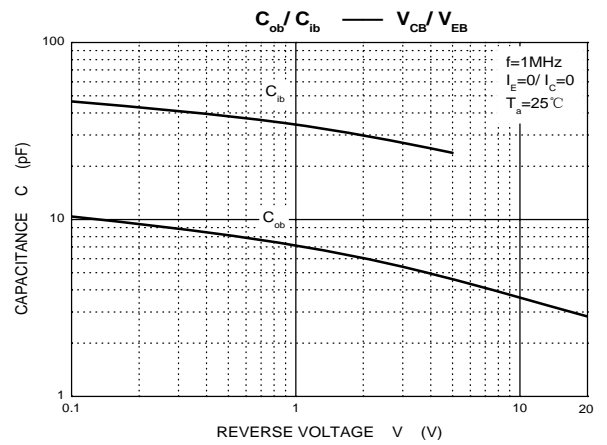
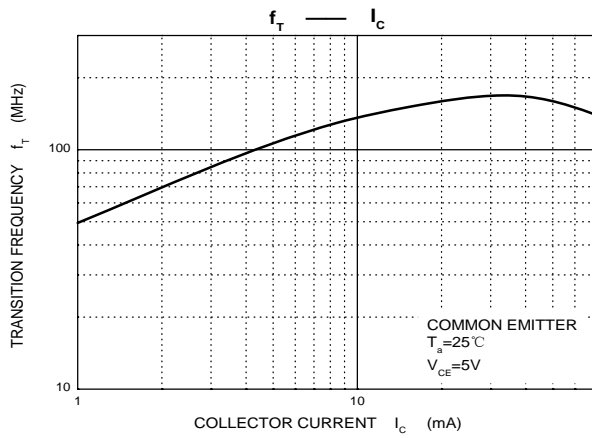
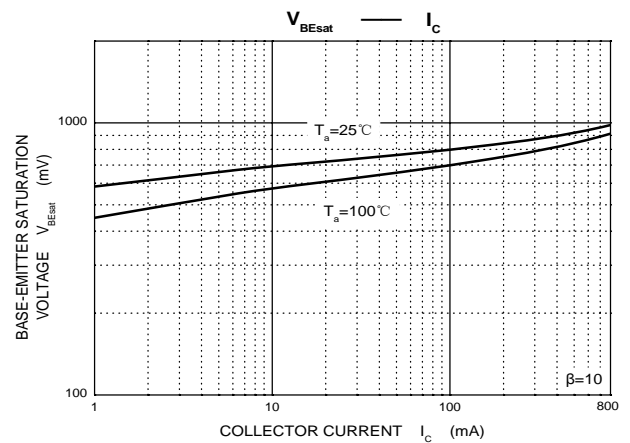
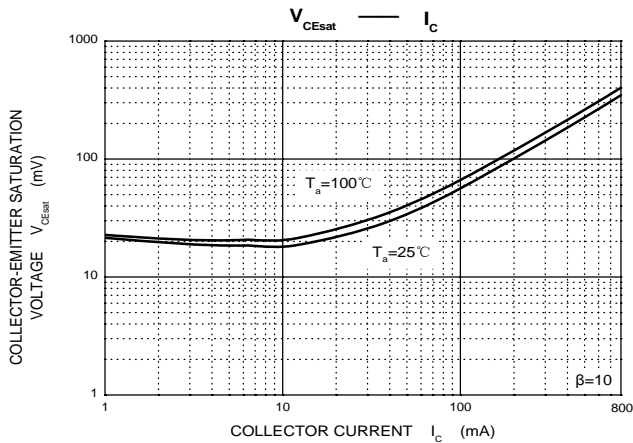
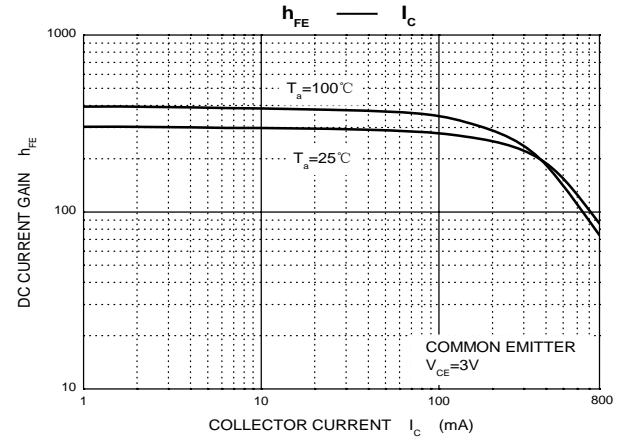
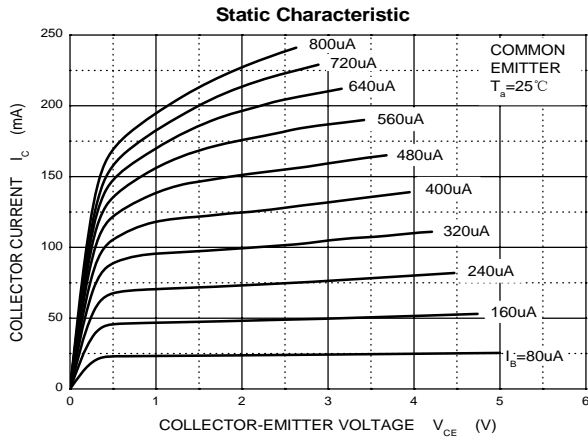
1. COLLECTOR
2. BASE
3. EMITTER



ELECTRICAL CHARACTERISTICS (T_a=25°C unless otherwise specified)

Parameter	Symbol	Test conditions	MIN	TYP	MAX	UNIT
Collector-base breakdown voltage	V _{CBO}	I _C = 100uA, I _E =0	50			V
			30			V
Collector-emitter breakdown voltage	V _{CEO}	I _C = 10mA, I _B =0	45			V
			25			V
Emitter-base breakdown voltage	V _{EBO}	I _E = 10uA, I _C =0	5			V
Collector cut-off current	I _{CBO}	V _{CB} = 45V, I _E =0 V _{CB} = 25V, I _E =0			0.1	uA
					0.1	uA
Collector cut-off current	I _{CEO}	V _{CE} = 40V, I _B =0 V _{CE} = 20V, I _B =0			0.2	uA
					0.2	uA
Emitter cut-off current	I _{EBO}	V _{EB} = 4 V, I _C =0			0.1	uA
DC current gain	h _{FE(1)}	V _{CE} =1V, I _C = 100mA	100		630	
			100		250	
			160		400	
			250		630	
DC current gain	h _{FE(2)}	V _{CE} =1V, I _C = 300mA	60			
Collector-emitter saturation voltage	V _{CE(sat)}	I _C =500mA, I _B = 50mA			0.7	V
Base-emitter saturation voltage	V _{BE(sat)}	I _C = 500mA, I _B =50mA			1.2	V
Base-emitter voltage	V _{BE}	V _{CE} =1V, I _C = 300mA			1.2	V
Transition frequency	f _T	V _{CE} = 5V, I _C = 10mA f = 100MHz	210			MHz
Collector Output Capacitance	C _{ob}	V _{CB} =10V, I _E =0 f=1MHz		15		pF

Typical Characteristics



TO-92 Package Outline Dimensions



Symbol	Dimensions In Millimeters		Dimensions In Inches	
	Min	Max	Min	Max
A	3.300	3.700	0.130	0.146
A1	1.100	1.400	0.043	0.055
b	0.380	0.550	0.015	0.022
c	0.360	0.510	0.014	0.020
D	4.300	4.700	0.169	0.185
D1	3.430		0.135	
E	4.300	4.700	0.169	0.185
e	1.270 TYP		0.050 TYP	
e1	2.440	2.640	0.096	0.104
L	14.100	14.500	0.555	0.571
Φ		1.600		0.063
h	0.000	0.380	0.000	0.015

TO-92 Suggested Pad Layout



Note:

1. Controlling dimension: in millimeters.
2. General tolerance: $\pm 0.05\text{mm}$.
3. The pad layout is for reference purposes only.

NOTICE

JCET reserve the right to make modifications, enhancements, improvements, corrections or other changes without further notice to any product herein. JCET does not assume any liability arising out of the application or use of any product described herein.

TO-92 PACKAGE TAPEING DIMENSION



Dimiensions are in millimeter								
A1	A	T	P	P0	P2	F1	F2	W
4.5	4.5	3.5	12.7	12.7	6.35	2.5	2.5	18.0
W0	W1	W2	H	H0	D0	t1	t2	ΔP
6.0	9.0	1.0 MAX.	19.0	16.0	4.0	0.4	0.2	0



Package	Box	Box Size(mm)	Carton	Carton Size(mm)
TO-92	2000 pcs	333×162×43	20,000 pcs	350×340×250