


BC237...BC239

NPN Silicon Epitaxial Planar Transistor

for switching and amplifier applications

The transistor is subdivided into three groups, A, B, and C, according to its DC current gain.



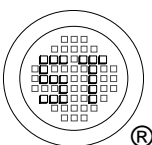
1. Collector 2. Base 3. Emitter
TO-92 Plastic Package

Absolute Maximum Ratings ($T_a = 25\text{ }^\circ\text{C}$)

Parameter	Symbol	BC237	BC238	BC239	Unit
Collector Base Voltage	V_{CBO}	50	30	30	V
Collector Emitter Voltage	V_{CEO}	45	25	25	V
Emitter Base Voltage	V_{EBO}	6	5		V
Collector Current	I_C		100		mA
Total Power Dissipation	P_{tot}		500		mW
Junction Temperature	T_j		150		$^\circ\text{C}$
Storage Temperature Range	T_{stg}		- 55 to + 150		$^\circ\text{C}$

Characteristics at $T_a = 25\text{ }^\circ\text{C}$

Parameter	Symbol	Min.	Max.	Unit	
DC Current Gain at $V_{CE} = 5\text{ V}$, $I_C = 2\text{ mA}$	Current Gain Group A	h_{FE}	120	220	-
	B	h_{FE}	180	460	-
	C	h_{FE}	380	800	-
Collector Base Cutoff Current at $V_{CB} = 50\text{ V}$ at $V_{CB} = 30\text{ V}$	BC237	I_{CBO}	-	15	nA
	BC238, BC239		-	15	
Collector Emitter Breakdown Voltage at $I_C = 2\text{ mA}$	BC237	$V_{(BR)CEO}$	45	-	V
	BC238, BC239		25	-	
Emitter Base Breakdown Voltage at $I_E = 100\text{ }\mu\text{A}$	BC237	$V_{(BR)EBO}$	6	-	V
	BC238, BC239		5	-	
Collector Emitter Saturation Voltage at $I_C = 10\text{ mA}$, $I_B = 0.5\text{ mA}$ at $I_C = 100\text{ mA}$, $I_B = 5\text{ mA}$		$V_{CE(sat)}$	-	0.2	V
			-	0.6	
Base Emitter Saturation Voltage at $I_C = 10\text{ mA}$, $I_B = 0.5\text{ mA}$ at $I_C = 100\text{ mA}$, $I_B = 5\text{ mA}$		$V_{BE(sat)}$	-	0.83	V
			-	1.05	
Base Emitter On Voltage at $V_{CE} = 5\text{ V}$, $I_C = 2\text{ mA}$	$V_{BE(on)}$	0.55	0.7	V	
Current Gain Bandwidth Product at $V_{CE} = 5\text{ V}$, $I_C = 10\text{ mA}$, $f = 100\text{ MHz}$	f_T	150	-	MHz	
Collector Base Capacitance at $V_{CB} = 10\text{ V}$, $f = 1\text{ MHz}$	C_{ob}	-	4.5	pF	



SEMTECH ELECTRONICS LTD.
Subsidiary of Sino-Tech International (BVI) Limited



Dated : 27/12/2007

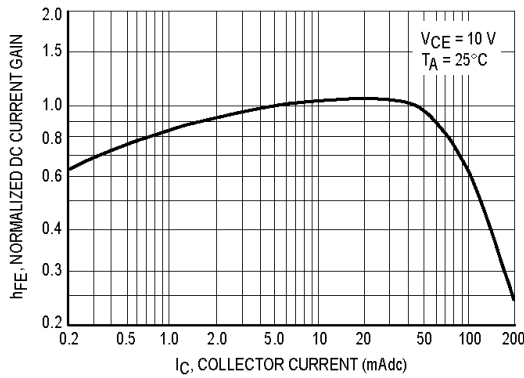


Figure 1. Normalized DC Current Gain

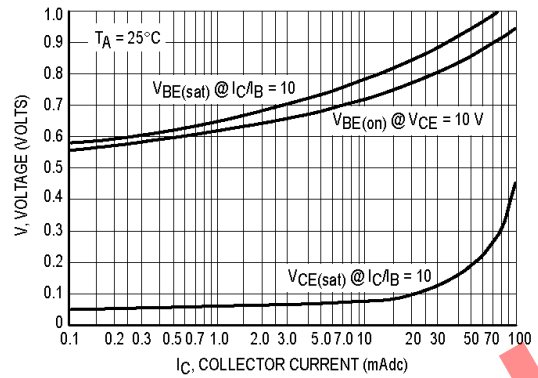


Figure 2. "Saturation" and "On" Voltages

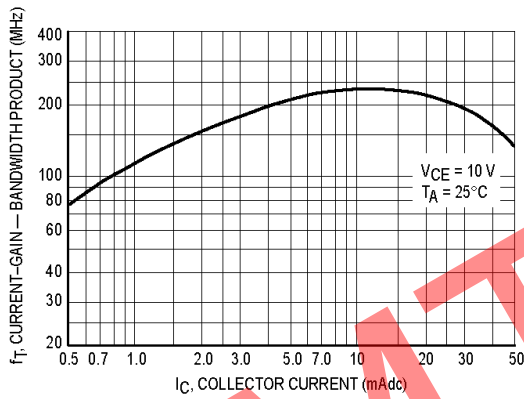


Figure 3. Current-Gain — Bandwidth Product

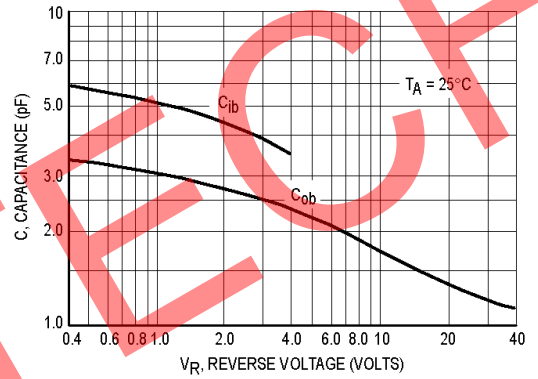
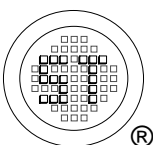


Figure 4. Capacitances



SEMTECH ELECTRONICS LTD.
 Subsidiary of Sino-Tech International (BVI) Limited

