

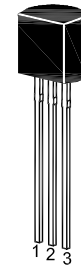
# 2SD471

## NPN Silicon Epitaxial Planar Transistor

Audio Frequency Power amplifier applications.

The transistor is subdivided into three group, O, Y and G according to its DC current gain.

On special request, these transistors can be manufactured in different pin configurations.



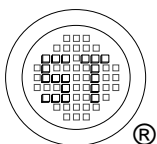
1. Emitter 2. Collector 3. Base  
TO-92 Plastic Package

### Absolute Maximum Ratings ( $T_a = 25\text{ }^\circ\text{C}$ )

Parameter	Symbol	Value	Unit
Collector Base Voltage	$V_{CBO}$	40	V
Collector Emitter Voltage	$V_{CEO}$	30	V
Emitter Base Voltage	$V_{EBO}$	5	V
Collector Current	$I_C$	1	A
Power Dissipation	$P_{tot}$	800	mW
Junction Temperature	$T_j$	150	$^\circ\text{C}$
Storage Temperature Range	$T_{stg}$	- 55 to + 150	$^\circ\text{C}$

### Characteristics at $T_a = 25\text{ }^\circ\text{C}$

Parameter	Symbol	Min.	Typ.	Max.	Unit	
DC Current Gain at $V_{CE} = 1\text{ V}$ , $I_C = 100\text{ mA}$	Current Gain Group O	$h_{FE}$	70	-	140	-
	Y	$h_{FE}$	120	-	240	-
	G	$h_{FE}$	200	-	400	-
Collector Base Cutoff Current at $V_{CB} = 30\text{ V}$	$I_{CBO}$	-	-	100	nA	
Collector Base Breakdown Voltage at $I_C = 100\text{ }\mu\text{A}$	$V_{(BR)CBO}$	40	-	-	V	
Collector Emitter Breakdown Voltage at $I_C = 10\text{ mA}$	$V_{(BR)CEO}$	30	-	-	V	
Emitter Base Breakdown Voltage at $I_E = 100\text{ }\mu\text{A}$	$V_{(BR)EBO}$	5	-	-	V	
Collector Emitter Saturation Voltage at $I_C = 1\text{ A}$ , $I_B = 100\text{ mA}$	$V_{CE(sat)}$	-	-	0.5	V	
Base Emitter Saturation Voltage at $I_C = 1\text{ A}$ , $I_B = 100\text{ mA}$	$V_{BE(sat)}$	-	-	1.2	V	
Transition Frequency at $V_{CE} = 6\text{ V}$ , $I_C = 10\text{ mA}$	$f_T$	-	130	-	MHz	
Collector Output Capacitance at $V_{CB} = 6\text{ V}$ , $f = 1\text{ MHz}$	$C_{ob}$	-	18	-	pF	



**SEMTECH ELECTRONICS LTD.**



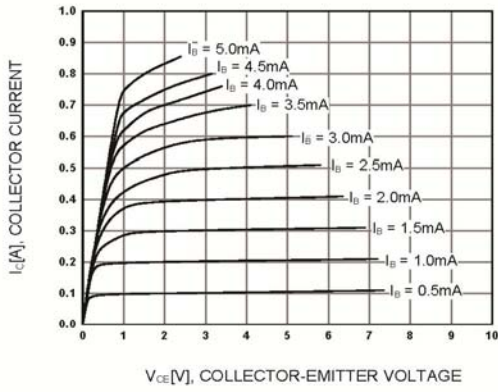


Figure 1. Static Characteristic

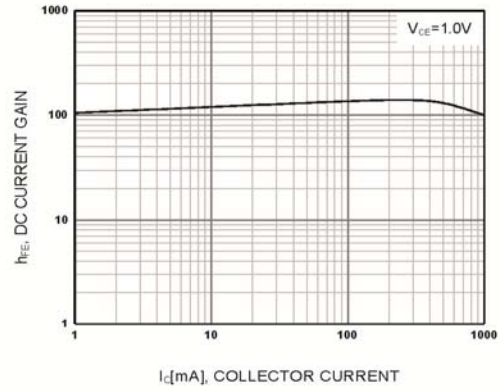


Figure 2. DC current Gain

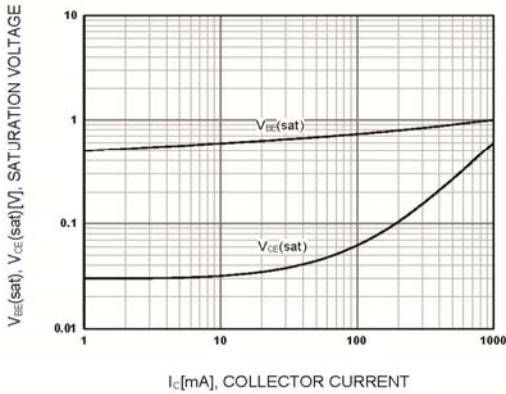


Figure 3. Base-Emitter Saturation Voltage  
Collector-Emitter Saturation Voltage

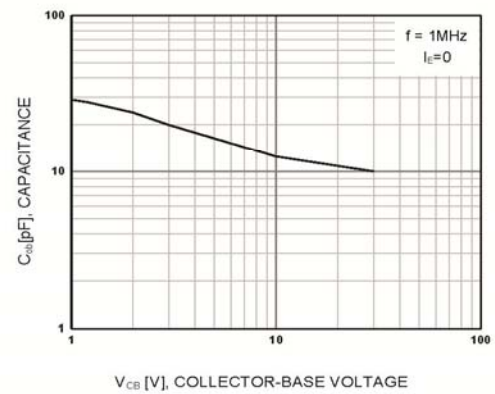


Figure 4. Collector Output Capacitance

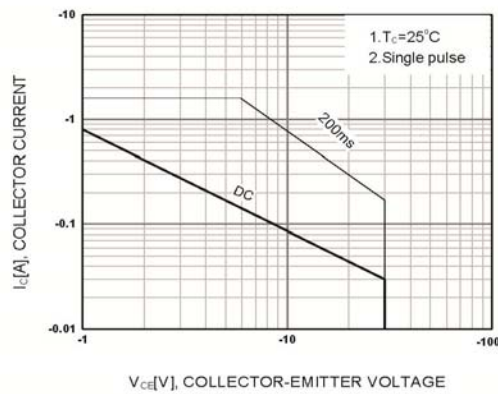
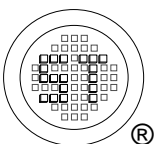


Figure 5. Safe Operating Area



SEMTECH ELECTRONICS LTD.

