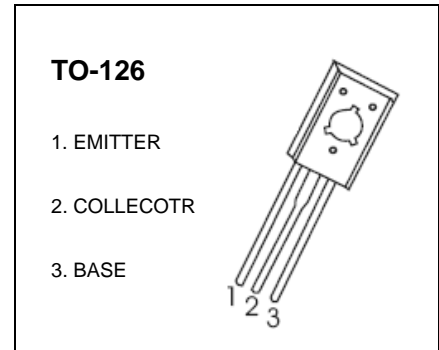


TO-126 Plastic-Encapsulate Transistors

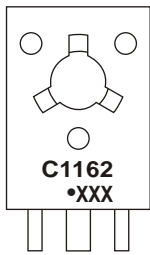
2SC1162 TRANSISTOR (NPN)

FEATURES

- Low Frequency Power Amplifier

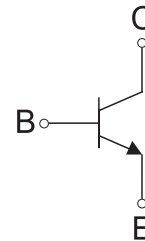


MARKING



C1162=Device code
 Solid dot= Green molding compound device, if none, the normal device
 XXX=Code

Equivalent Circuit



ORDERING INFORMATION

Part Number	Package	Packing Method	Pack Quantity
2SC1162	TO-126	Bulk	200pcs/Bag
2SC1162-TU	TO-126	Tube	60pcs/Tube

MAXIMUM RATINGS (T_a=25°C unless otherwise noted)

Symbol	Parameter	Value	Unit
V _{CB0}	Collector-Emitter Voltage	35	V
V _{CE0}	Collector-Emitter Voltage	35	V
V _{EB0}	Emitter-Base Voltage	5	V
I _c	Collector Current -Continuous	2.5	A
P _c	Collector Power Dissipation	1	W
T _J	Junction Temperature	150	°C
T _{stg}	Storage Temperature	-55-150	°C

ELECTRICAL CHARACTERISTICS

$T_a=25^\circ\text{C}$ unless otherwise specified

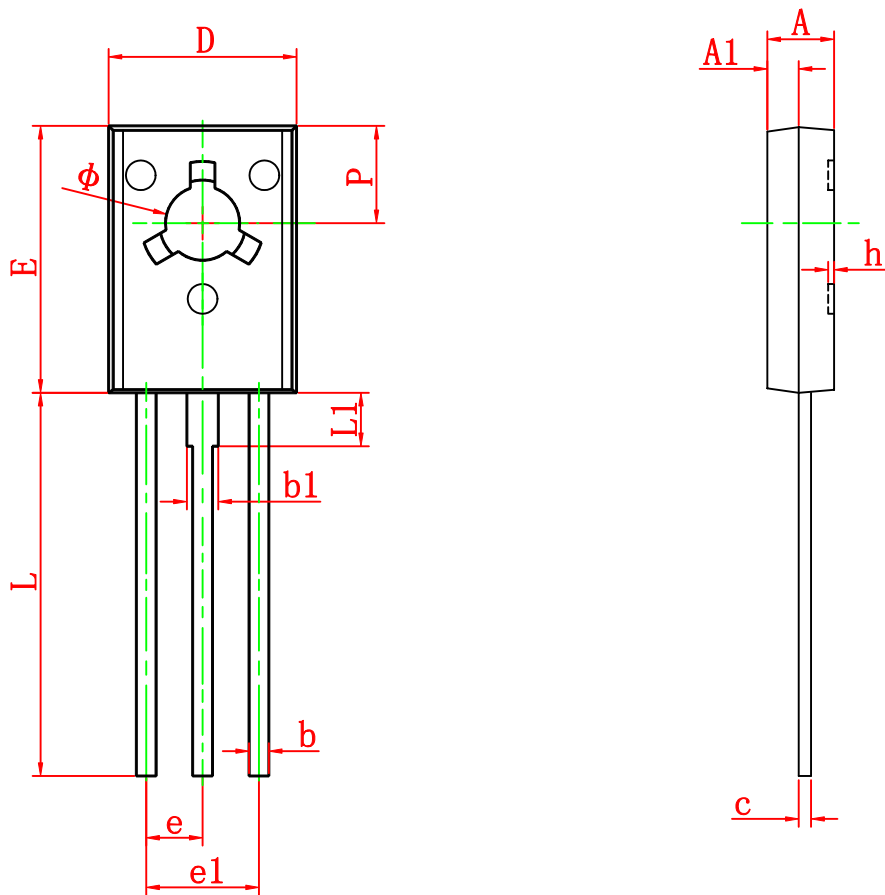
Parameter	Symbol	Test conditions	Min	Typ	Max	Unit
Collector-base breakdown voltage	$V_{(BR)CBO}$	$I_C=1\text{mA}, I_E=0$	35			V
Collector-emitter breakdown voltage	$V_{(BR)CEO}$	$I_C=10\text{mA}, I_B=0$	35			V
Emitter-base breakdown voltage	$V_{(BR)EBO}$	$I_E=1\text{mA}, I_C=0$	5			V
Collector cut-off current	I_{CBO}	$V_{CB}=35\text{V}, I_E=0$			20	μA
Emitter cut-off current	I_{EBO}	$V_{EB}=5\text{V}, I_C=0$			20	μA
DC current gain	h_{FE1}^*	$V_{CE}=2\text{V}, I_C=0.5\text{A}$	60		320	
	h_{FE2}^*	$V_{CE}=2\text{V}, I_C=1.5\text{A}$	20			
Collector-emitter saturation voltage	$V_{CE(sat)}$	$I_C=2\text{A}, I_B=200\text{mA}$			1	V
Base-collector voltage	V_{BE}	$V_{CE}=2\text{V}, I_C=1.5\text{A}$			1.5	V
Transition frequency	f_T	$V_{CE}=2\text{V}, I_C=200\text{mA}$		180		MHz

*pulse test

CLASSIFICATION OF h_{FE1}

Rank	B	C	D
Range	60-120	100-200	160-320

TO-126 Package Outline Dimensions



Symbol	Dimensions In Millimeters		Dimensions In Inches	
	Min	Max	Min	Max
A	2.500	2.900	0.098	0.114
A1	1.100	1.500	0.043	0.059
b	0.660	0.860	0.026	0.034
b1	1.170	1.370	0.046	0.054
c	0.450	0.600	0.018	0.024
D	7.400	7.800	0.291	0.307
E	10.600	11.000	0.417	0.433
e	2.290 TYP		0.090 TYP	
e1	4.480	4.680	0.176	0.184
h	0.000	0.300	0.000	0.012
L	15.300	15.700	0.602	0.618
L1	2.100	2.300	0.083	0.091
P	3.900	4.100	0.154	0.161
Φ	3.000	3.200	0.118	0.126